
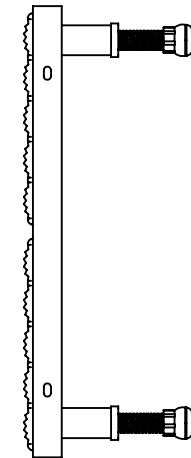
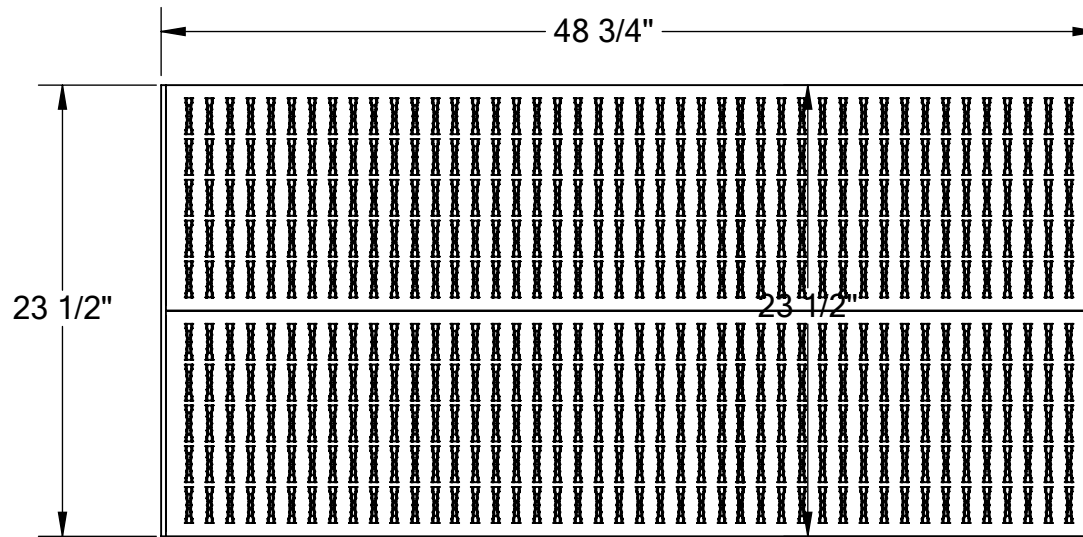


ADJ WORK-MATE STAND - MODEL: AHW-L-2448

APPROX WEIGHT: 68.38 lbs.
DOES NOT INCLUDE WEIGHT OF POWER OR PACKAGING!!!

*** ANY ADDITIONS, DELETIONS, OR OMISSIONS MUST BE CORRECTED ON THIS DRAWING AS THIS DRAWING WILL BE CONSIDERED ALL INCLUSIVE ***
ALL GRAPHICS PROVIDED ARE FOR REFERENCE ONLY. IF CERTAIN DIMENSIONS ARE CRITICAL PLEASE VERIFY THOSE DIMENSIONS WITH YOUR SALESPERSON



DIMENSION TOLERANCE ± 1/4"

STANDARD FEATURES

- MODEL NUMBER : AHW-L-2448
- CAPACITY: 500LBS
- DECK WIDTH: 23 1/2"
- DECK LENGTH: 48 3/4"
- RAISED HEIGHT: 8 3/4"
- LOWERED HEIGHT: 6 3/4"
- ALL STEEL CONSTRUCTION
(ASTM A-36 MIN.)
WITH WELDING TO MEET AWS.
- TOUGH BAKED IN POWDER
COATED YELLOW FINISH

SPECIAL FEATURES

NONE

A P P R O V A L	I, THE UNDERSIGNED, AGREE THAT THE PRODUCT AS REPRESENTED SATISFIES DESIGN AND DIMENSION REQUIREMENTS. I ALSO ACKNOWLEDGE MY DUTY TO CONFIRM PRODUCT AND INSTALLATION COMPLIANCE WITH ALL APPLICABLE FEDERAL, STATE AND LOCAL REGULATIONS AND STANDARDS.	
	UNITS REQUIRING APPROVAL DRAWINGS OR MODIFIED ARE NON-RETURNABLE	
	[] As drawn [] As marked	
	Signed: _____ Date: _____	
Printed Name: _____		
LEAD TIME WILL START UPON RECEIPT OF SIGNED APPROVAL DRAWING		

DISTRIBUTOR'S NAME:		P.O.#
VESTIL MANUFACTURING		X
		W.O.#
DRAWN BY: MTS		X
DATE: 12/27/13		SALES:
REFERENCE: X		X
SCALE: 1:10		FILE NAME:
QUOTED LEAD TIME: X		14-007-219
QUOTE #		
X		